



Education, Audiovisual and Culture Executive Agency

THE "EUROPE FOR CITIZENS" PROGRAMME RESULTS 2015

Date: 27/1/2016

Authors: Anna Cozzoli, Cristina San Juan

Target audience: EACEA, HOME A1

INDEX

A. RESULTS 2015

- **Results 2015**
- **Strand 1: European Remembrance**
- **Strand 2: Democratic engagement and civic participation**
- **Operating grants**
- **2015 at a glance**
- **Main achievements in 2015**

B. EXAMPLES OF PROJECTS GRANTED

C. QUANTITATIVE INFORMATION

1. Application submitted

- **Per action**
 - **Comparison between 2014 and 2015**
- **Per country**
 - **Comparison between 2014 and 2015 and variation**

2. Application selected and overview

- **Success rate**
- **Overview per action**
- **Overview per country**
- **Comparison between years 2014 and 2015**
- **Success rate per country**
- **Ratio between population and projects granted per country**

3. Partners

- **Overview per country**
- **Overview per action**

4. Coverage in regional terms

- **Overview per region**
- **Comparison between 2014 and 2015**
- **Distribution of partners per region**

5. Feeling of being a citizens of the EU

6. Tables on follow up of the selections

Legenda

CE	Central Europe
CSP	Civil Society projects
DG	Directorate-General
EB	Eurobarometer
ECPs	Europe for Citizens Contact Points
EE	Eastern Europe
EFC	Europe for citizens
NE	Northern Europe
NT	Networks of Twinned Towns
OG	Operating Grants
PEC	Point European Contact
REM	European Remembrance
SE	Southern Europe
TT	Town Twinning

"Europe for citizens" Programme 2014-2020

Results 2015

2015 represented a year of stability in the implementation of the EFC programme, as the management's difficulties linked to the late adoption of the Programme in 2014 were left behind.

Furthermore, the strengthened collaboration between the Unit C1 and the parent DG, DG HOME, - in line with the previous relationships with DG COMM – allowed for a smooth management, even in the most sensitive cases.

In 2015 the Programme management was mainly characterised by two elements:

- the growing number of the applications submitted (an increase of 43% in relation to 2014) and
- the limitation of the payment appropriations resulted in a reduction of the pre-financing rate.

Almost 2800 applications were received and more than 400 grants were awarded. The overall duration for any selection phase was around two months.

The budget was executed at 100% both in term of commitments and payments.

Pre-financing payments were executed in an average of 8 days, and final payments in around 30 days.

Strand 1: European Remembrance

The success of this Action continues to grow. It was met with great enthusiasm this year as demonstrated by 15% increase in the number of proposals, resulting in more than 500 applications. This result is impressive taking in consideration the specific thematic approach of the action and it respects the provision of the Legal Basis that has broadened its scope and increased its budget.

Considering each project submitted involves around five partner organisations, it means that more than 2500 organisations in EU propose activities within the Remembrance context.

The results of the selection 2015 see 33 projects granted, and therefore a success rate of around 6%.

The projects selected in 2015 fit into three main categories: flagship projects, projects that commemorate minority groups and projects that focus on specific themes.

Flagship projects encompass broad themes that link the past to the present and deal with recurring issues such as racism, genocides and anti-tolerant behaviour.

Projects on minority groups focus on homosexuals, disabled people or ethnic minorities (rom) that were persecuted and discriminated under totalitarian regimes.

Projects on specific themes look – for instance - at art and music and how totalitarian states influenced artists and cities.

Strand 2: Democratic engagement and civic participation

The annual priority "Future of Europe" was very broad and could live the door open to many interpretations. However the applicants showed the need to stick to the actuality, to the questions of main concern, as migration is nowadays.

In most of the cases, the start-up of the project is linked to a specific local dimension and the EFC programme gives them the possibility to reach a European outreach.

This is one of the interpretation key for projects within the Strand 2, where the co-responsibility of citizens is enhanced by their personal experience. In such context, the solidarity and societal aspects are remarkable as well as volunteering in particular in the Town Twinning context.

In such a way those projects contribute to the shape a European citizenship, to create the "European citizen" who is aware of a "Knowledge deficit" in matters related to the EU and believe in the importance of knowing each other – of knowing the differences existing in Europe in order to fight against xenophobia, prejudices and racism.

The main subjects treated by the projects are:

for Town Twinning

- **Migration, Interculturality and Inclusion (45%)**
- European citizenship, democracy and participation (30%)
- Development and employment after the economic crisis (E2020) (15%)

for Network of Towns the following topics are mainly treated in the approved applications:

- **Integration and social inclusion: migrants, Roma and other cultures (45%)**
- Democracy and participation at the European Institutions and European citizenship (20%)
- Development and employment after the economic crisis (E2020) (20%)

for Civil Society Projects

- **1. Migration/Integration (45%)**
- 2. Social cohesion/Inclusion (18%)
- 3 Democratic participation (10%)

Operating grants

To the 35 beneficiaries of Framework Partnership (for the period 2014-2017) were renewed the specific agreement for 2015.

A restricted call was open for the Balkan countries which had signed an International Agreement with DG HOME , and 2 of those organisations – a Serbian and a Macedonian one – were awarded operating grants for the period 2015-2017.

2015 at a glance:

2764 applications submitted within the EFC programme (REM, TT, NT, CSP, OG, PEC)

2721 applications for projects grants (REM, TT, NT, CSP)

Increase of **43%** of applications submitted for projects' grant in comparison with 2014

381 applications selected (of which **344** for projects' grants)

15% of success rate

HU, IT, SK and **RO** are the countries that introduce the highest number of applications (55% in total)

HU, SK, IT, DE are the countries with the highest number of applications selected;

All **Member States** (except EE) are project's beneficiaries;

LU, MT, FI, SE have the highest success rate per country (ratio submitted/selected by country)

Average of **8 partners** per project

Around **2.000** organisations directly involved in EFC projects granted in 2015

Equilibrium achieved in the ratio country population/projects selected, with the following exceptions:

- HU and SK over represented;
- UK and ES under represented.

Average grant per project:

In TT: 16.500 euros

In the other action: 100.000 euros

50% of projects focus on themes as migration, social inclusion and integration policies

LU, MT, LT, DK and **IE** are the countries where the feeling of being European citizens is higher;

BG, IT, CY, EL, UK and **CZ** are the countries where the feeling of being European citizens is lower.

Main achievements in 2015:

The programme proves to be **stable and consolidated**, both at management and implementation level. **Projects** financed are **structured**, with **extended partnership** and a **strong thematic approach focusing on the Commission's Priorities and responding to the main concerns of citizens nowadays**. Migration, Social Inclusion and Intercultural matters are the themes mainly treated by the projects granted that are capable to make the bridge between the local and the European Dimension. 2.000 organisations in Europe are directly involved in the projects granted and around 1 million citizens are reached directly and indirectly by the Programme.

PART B
EXAMPLES OF PROJECTS GRANTED

STRAND 1: European Remembrance

'Mobilizing Society against Genocide, Denial, Racism and Ant-Semitism in Europe' by EGAM (European Grassroots Anti-Racist Movement), addresses the current rise in xenophobic and Eurosceptic trends and genocide denial discourses. It seeks to educate citizens on histories that were discredited, denied or marginalized in contemporary European society such as the Holocaust and the Roma, Armenian and Srebrenica genocides.

The project will gather 17 NGO's from 14 European countries to help raise awareness and promote a more inclusive Europe. They will do this, by exchanging good practices and mobilizing and empowering members of European civil society.

The project, *'Migration et Mémoires, '* will develop a strategy on how to bring together different histories of migration across Europe to cultivate a common history of migration in Europe. The IFRI (Institut Français des Relations Internationales) is leading this project and research will be undertaken by researchers, professionals and opinion leaders in the field of European migration affairs. European citizens from Amsterdam, Athens, Birmingham, Budapest, Lisbon and Paris will be invited to take part in workshops, conferences and seminars organized by this network under IFRI to discuss how they perceive the relationship between the history of migration and the current situation today. The final phase of this project will conclude with recommendations on how to develop effective communication tools to ensure the various histories of migration are not forgotten and placed at the heart of a common European history.

STRAND 2: Democratic engagement and civic participation

Town Twinning

The project "We in Europe - for peace and humanity in the world" led by STADT BURG (DE) gathers citizens from municipalities in DE, FR, FI and EL to discuss about the role of the European Union in the maintenance of peace and in respecting the human rights. Throughout roundtables, an international conference, meetings, family exchanges, the project will aim to reflect about the common values on which Europe was built on and to contribute to the construction of a sustainable network.

Network of Towns

The project "Migration and immigration: social impacts and citizen responses as concerns the sustainable and peaceful development of an integrated Europe (MIGRAIN)" led by Urząd Miasta i Gminy Cieszanów (PL) aims at investigating the migration questions in Europe, starting by requesting the opinion of the citizens on this matter.

The project partnership (PL, RO, HU, DE, EL, IT, BG) will ensure the presentation of different realities linked to the migration issues, thus providing a solid background for the exchange of knowledge and experiences in this field.

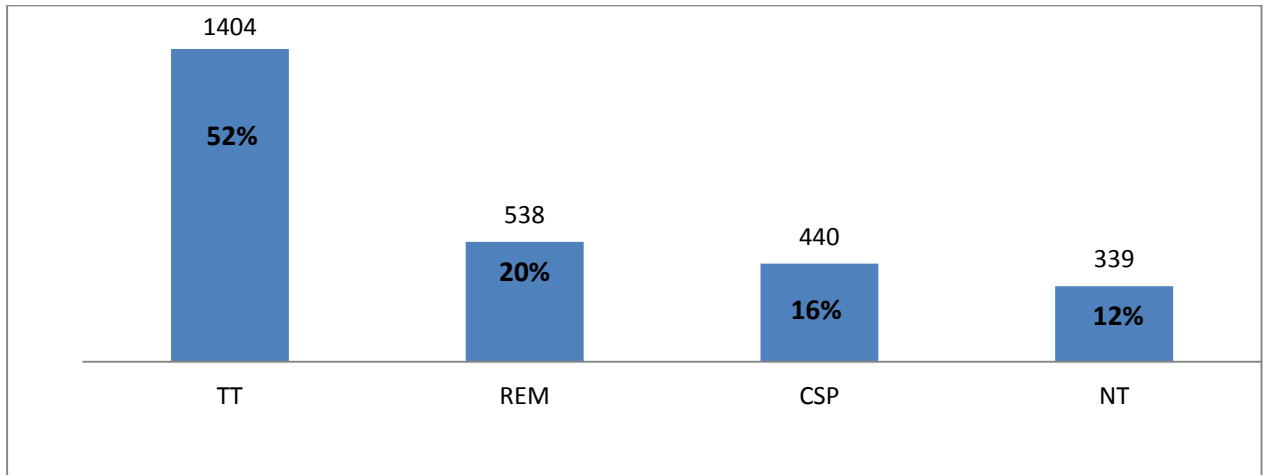
Civil Society Projects

The project "Boosting Young Migrants' participation in European cities: transnational solutions to common challenges" is led by the Italian organisation ICEI (Istituto Cooperazione Economica Internazionale) and has as partners the Municipalities of Milano, Barcelona and Lisbon as well as civil society organizations and migrants groups. Bearing in mind the high social risks coming from youth exclusion, the project aims at boosting participation of young migrants in the formulation of migration policies and measures. The project considers young migrants as dynamic stakeholders, able to play a role in planning and execution of policies, and aims at supporting them to participate in local networks to enhance their community, social and political participation. Expected results are: 1. To increase young migrant's civic participation, promoting concrete activities at local level. 2. To include the contribution of youth migrants into public policies 3. To establish local multi-actors networks and promote the participation of migrants' associations in these fora. 4. To share experiences and best practices from and among the three European cities.

PART C
QUANTITATIVE INFORMATION

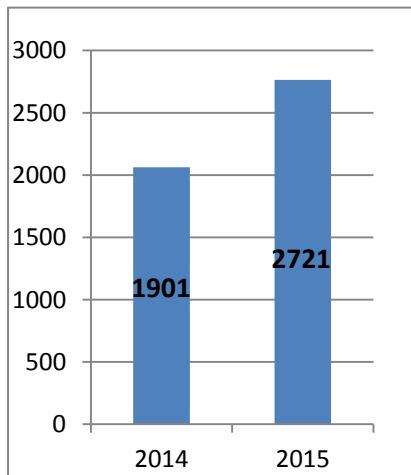
Applications submitted in 2015

- Spread by action¹



- Comparison 2014-2015

The number of applications submitted represents an increasing of more than **43%** in comparison with **2014**



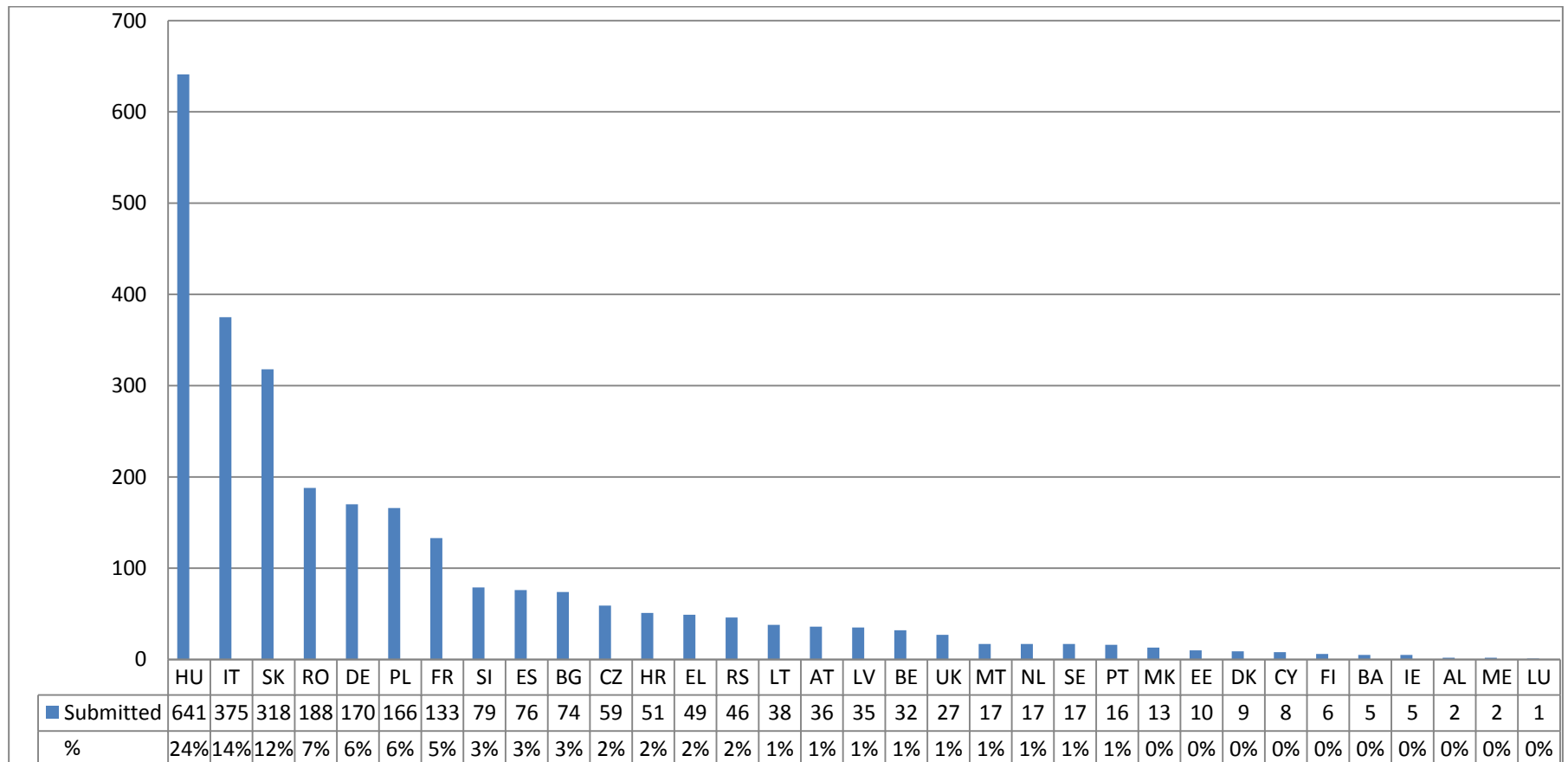
¹ In the year 2015, **2721 applications** were submitted under the "Europe for citizens" programme, within the following actions:

- European Remembrance (**REM**) 538 applications
- Civil Society projects (**CSP**) 440 applications
- Town Twinning Citizens' Meetings (**CM**) 1440
- Networks of Twinned Towns (**NTT**) 339

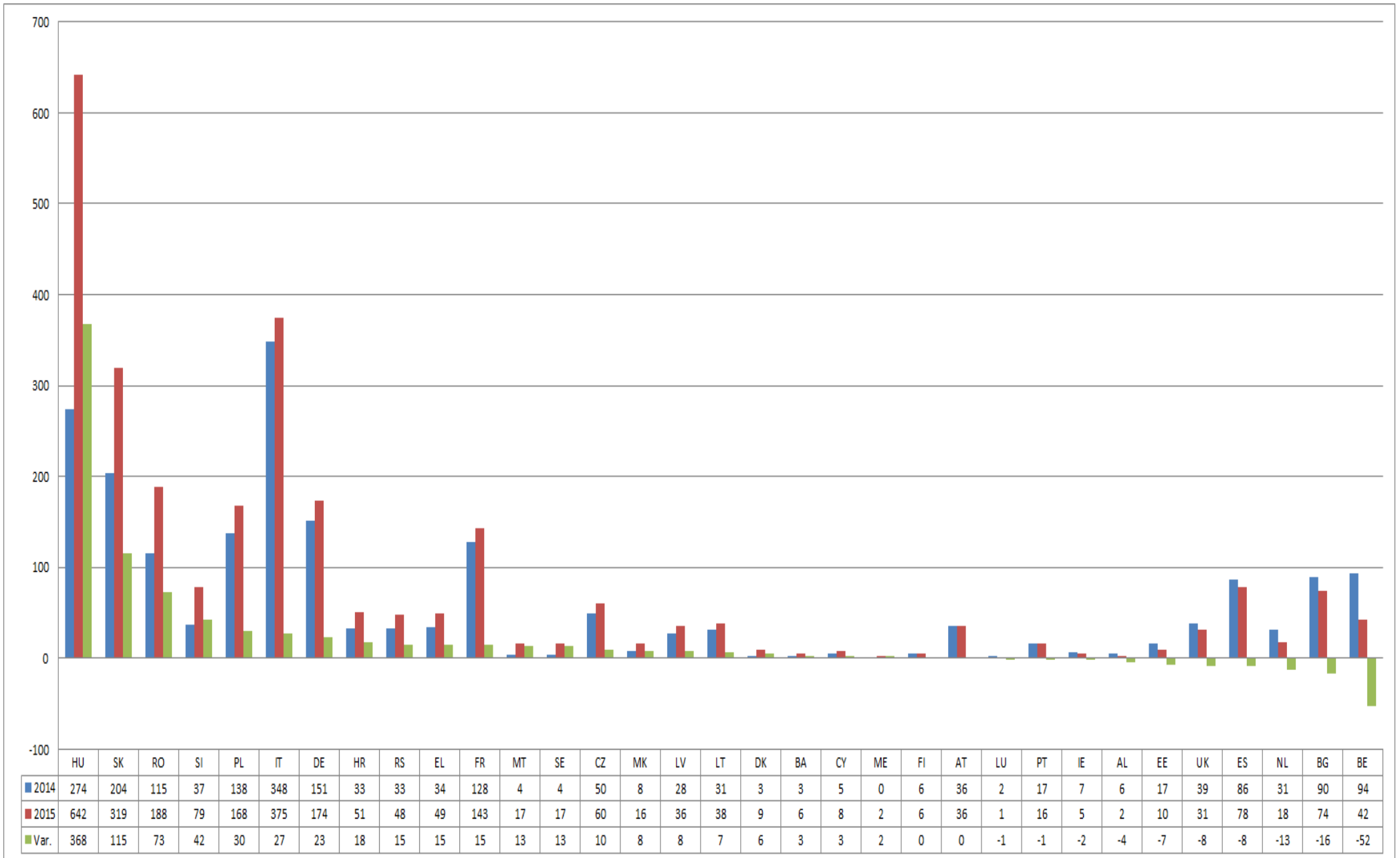
Furthermore, 37 organisations received an operating grant within a Framework Partnership and 27 information structures (PEC) were contractualised.

- **Spread by country**

Hungary was the Member State introducing the greatest number of project (**641**) **24%**, followed by **Italy (375) 14%**, **Slovakia (319) 12%** and **Romania (188) 7%**.



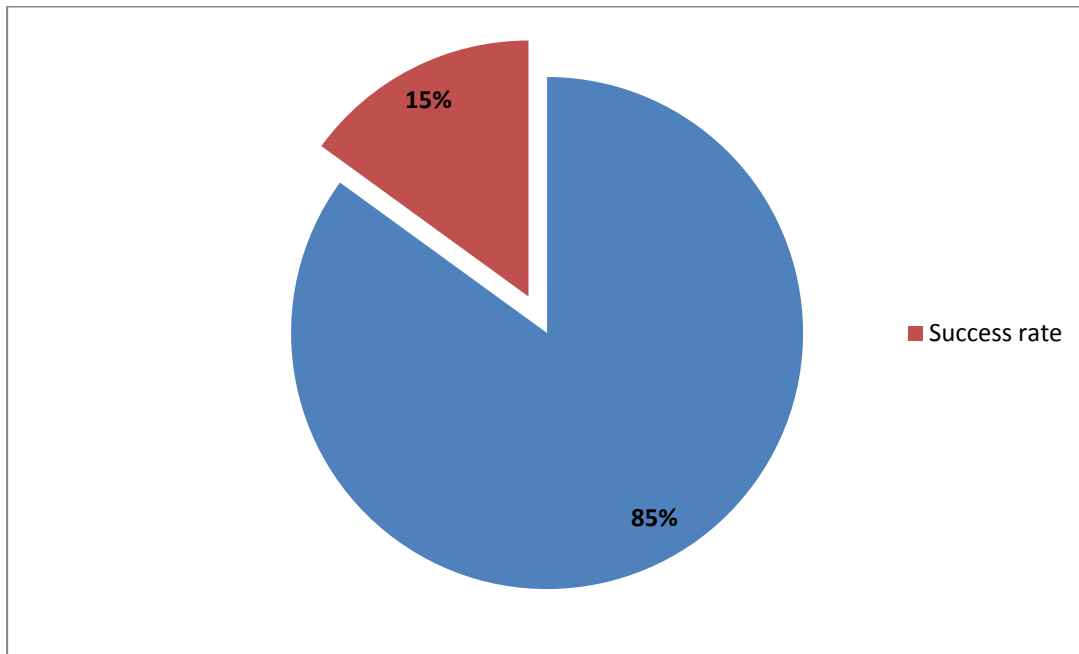
- **Variation 2014-2015**



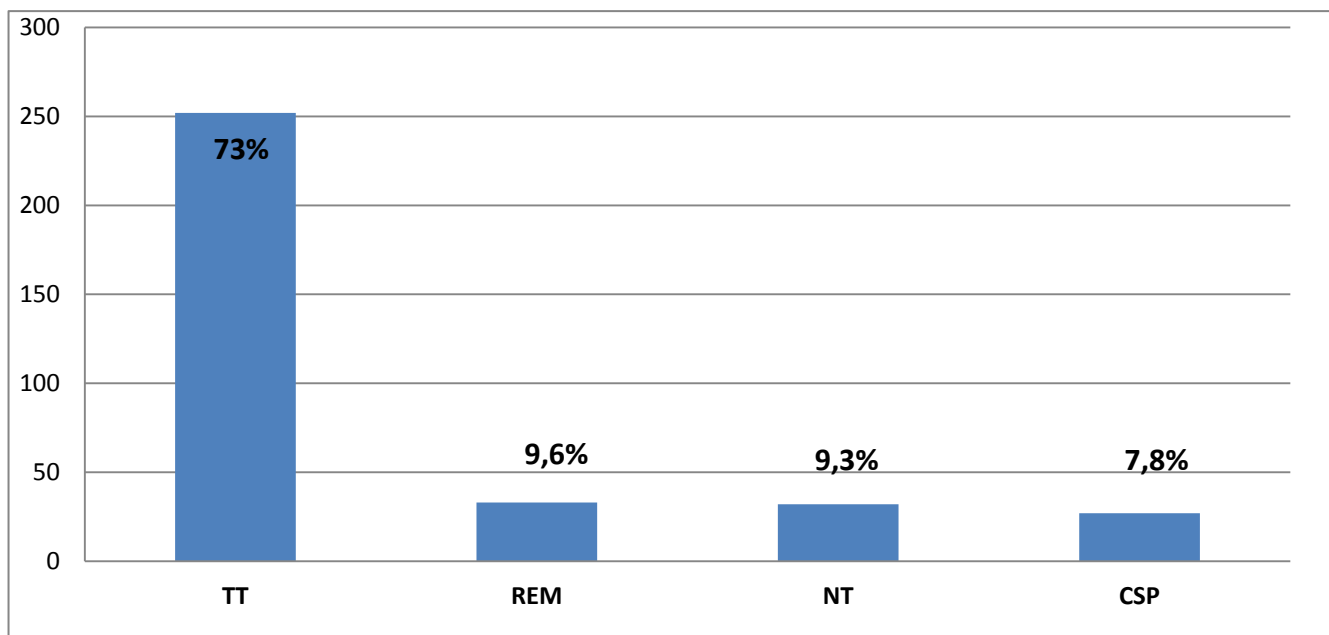
Application selected in 2015

- Success Rate

In 2015, out of the **2721** applications submitted (within TT, NT, REM and CSP) **344** were selected, therefore an average success rate of around **15%**

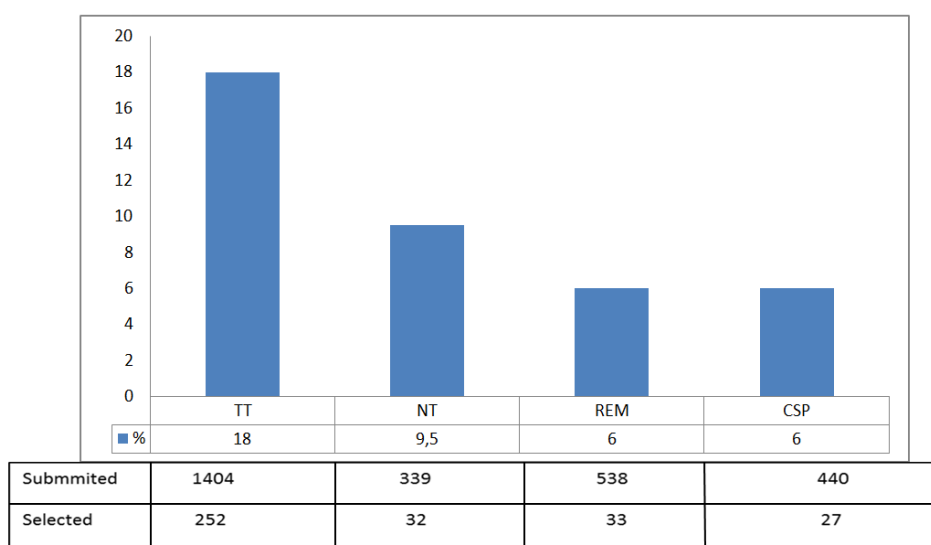


- **Spread by action**



Selected	252	33	32	27
Amount committed	4.138.000€	3.021.560 €	4.067.500 €	3.322.750 €
Average grant	16.400 €	91.500 €	127.000 €	123.000 €

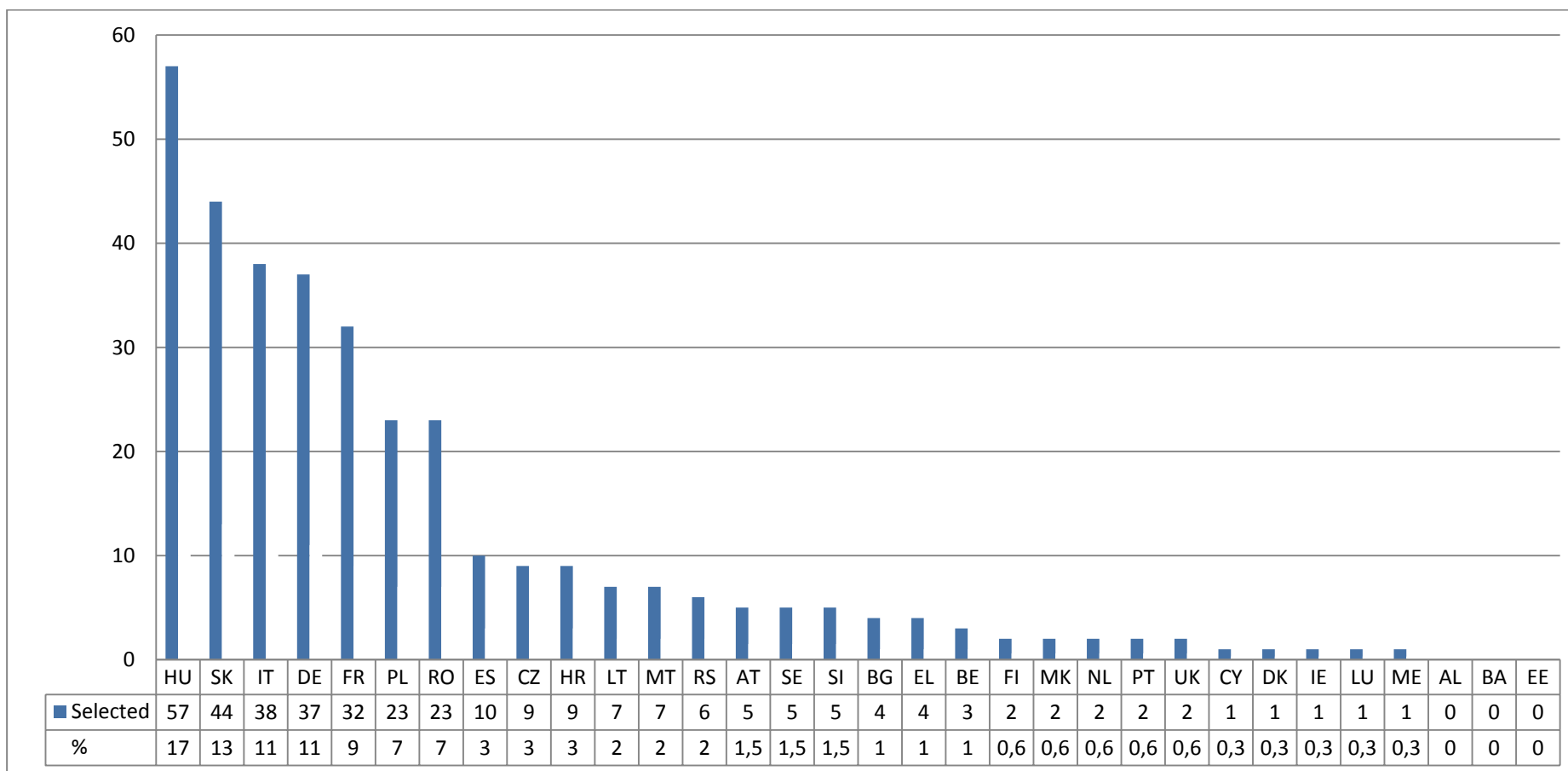
- **Success rate per action**



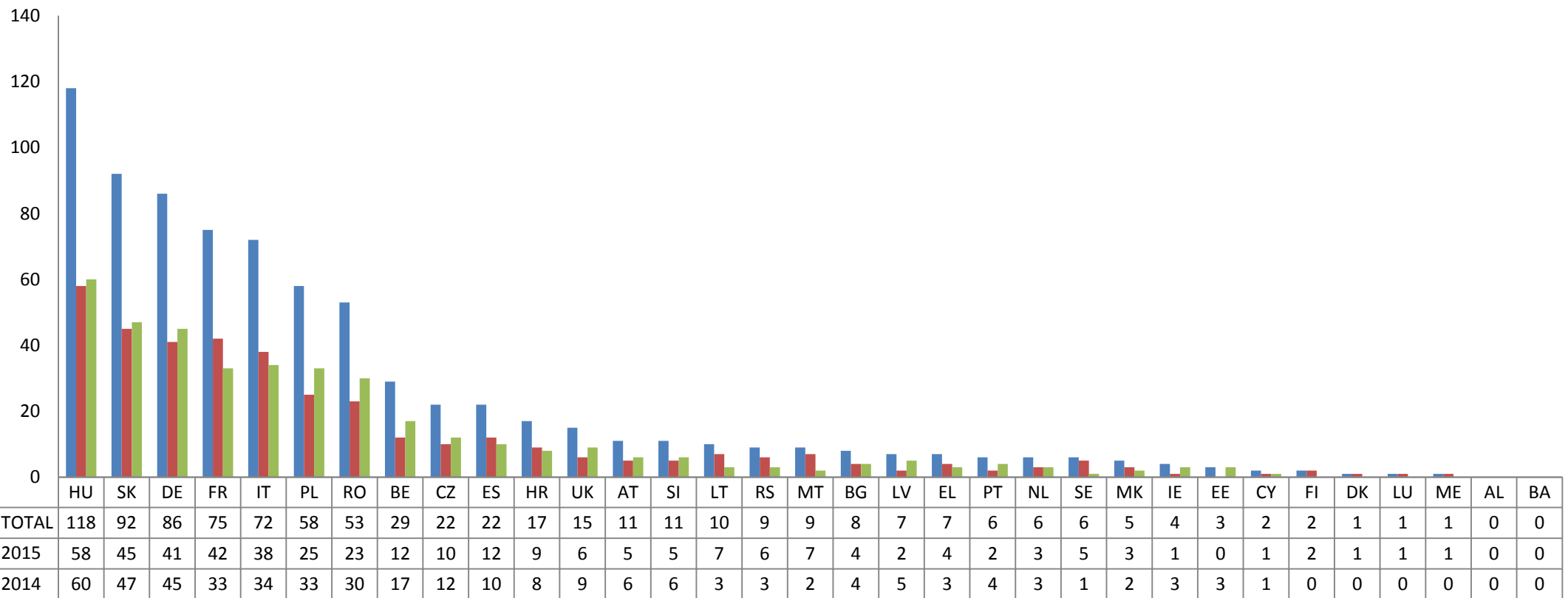
Spread by country:

In 2015, 27 over 28 Member States are beneficiaries, except Estonia.

Hungary (17%) has the greatest number of applications selected followed by **Slovakia (13%)** and **Italy and Germany (11%)**.



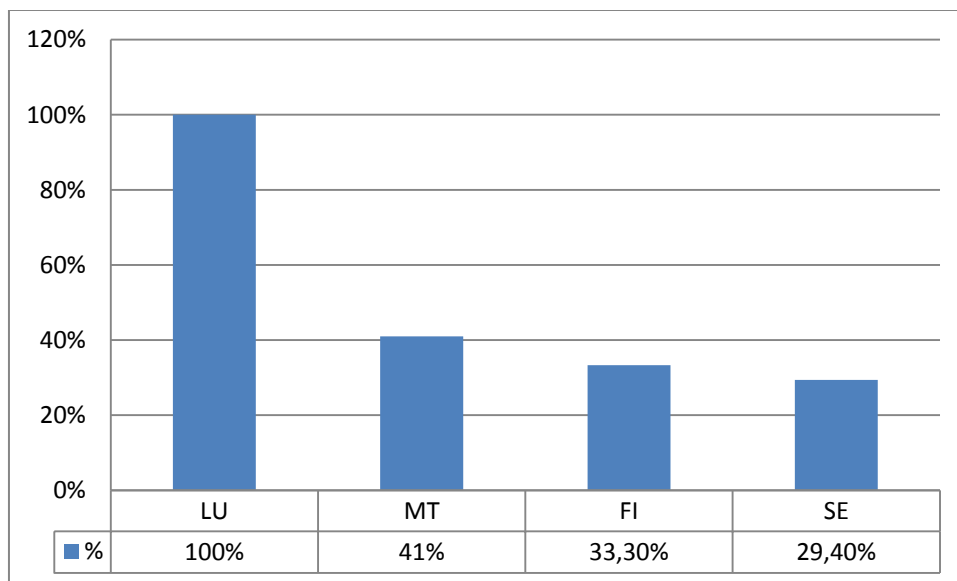
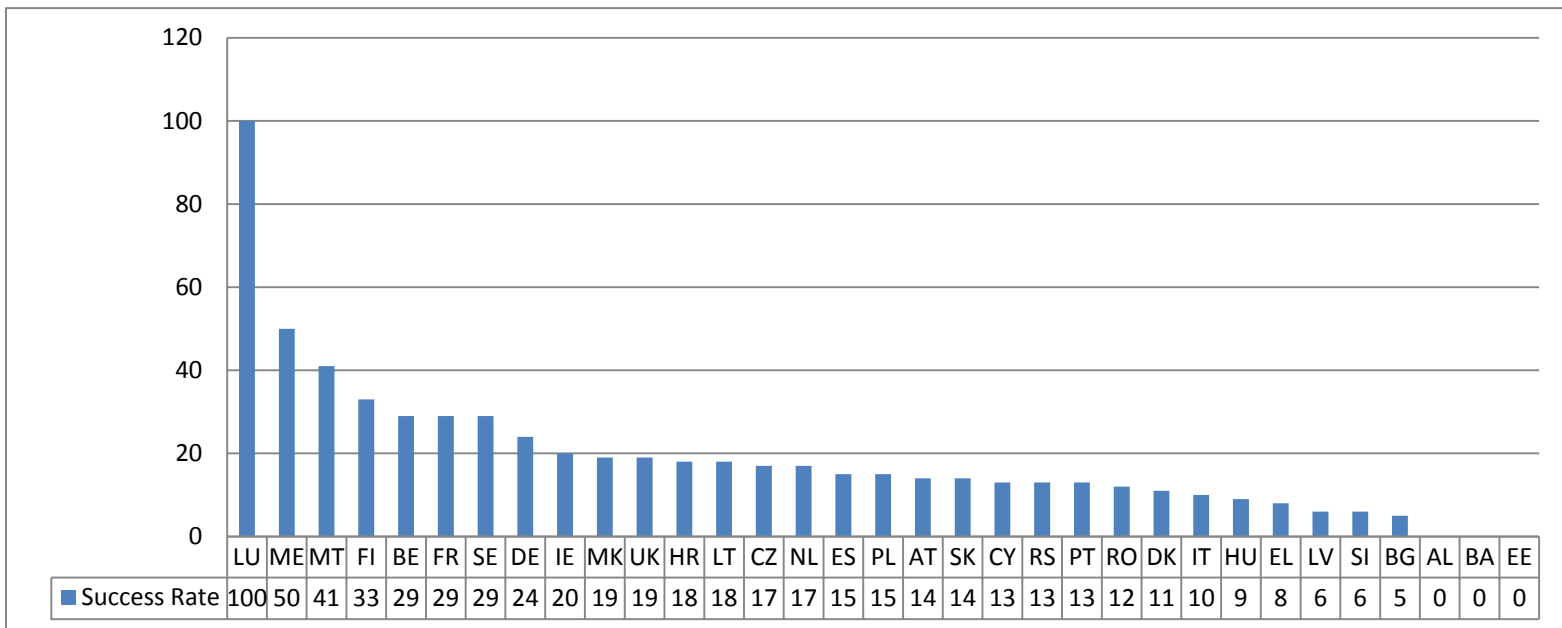
- Comparing 2014 and 2015 application selected



All Member States are beneficiaries. The combined outcome of period 2014-2015 shows that **Hungary (118), Slovakia (92) and Germany (86)** are the countries with more applications selected.

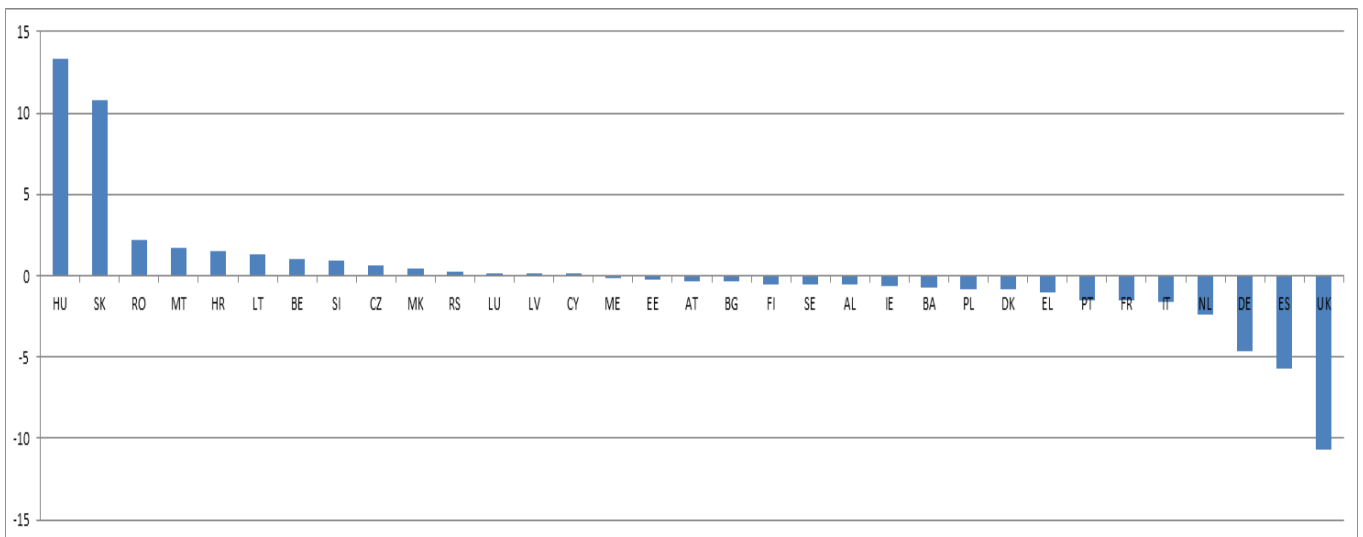
- **Success rate per country in 2015**

Ratio between applications submitted and selected per country.

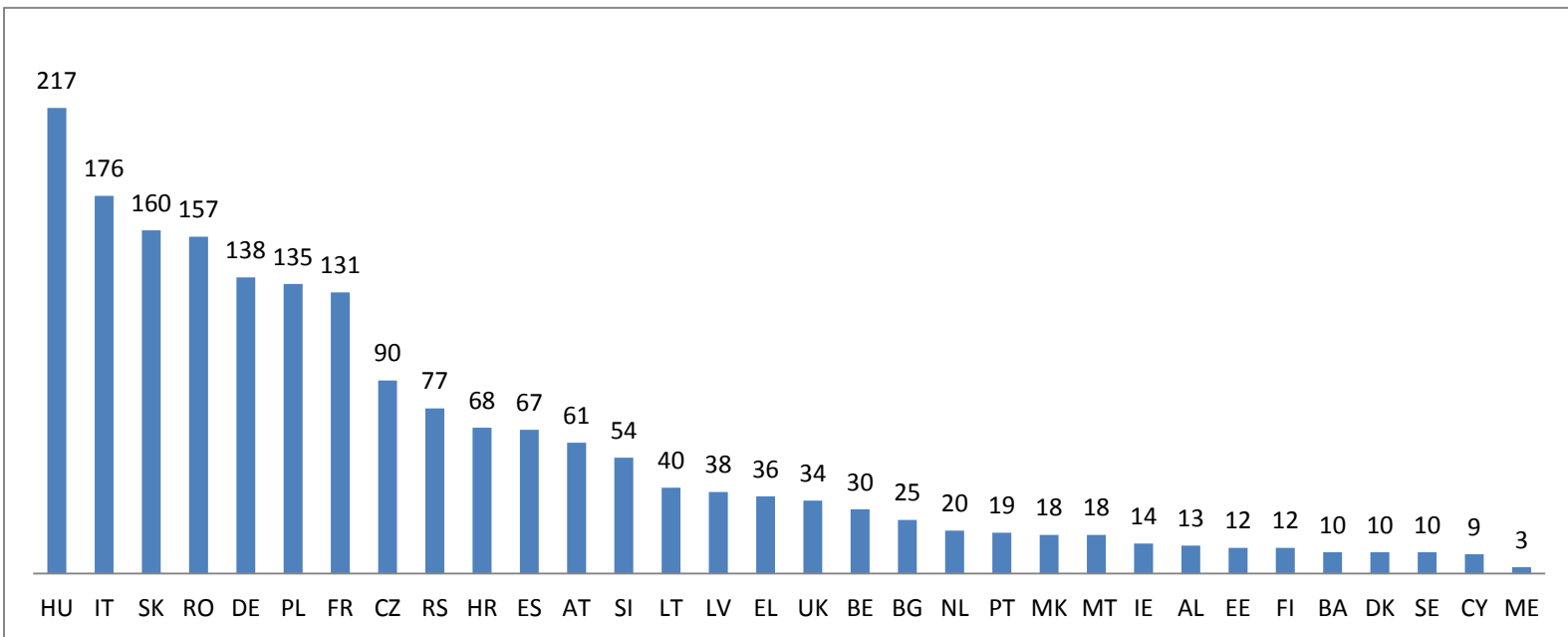


- Within Member States the greatest success rate per country in **2015** belongs to Luxembourg **100%**, Malta with a **41%** of successful rate, followed by Finland **33%** and Sweden **29%**.

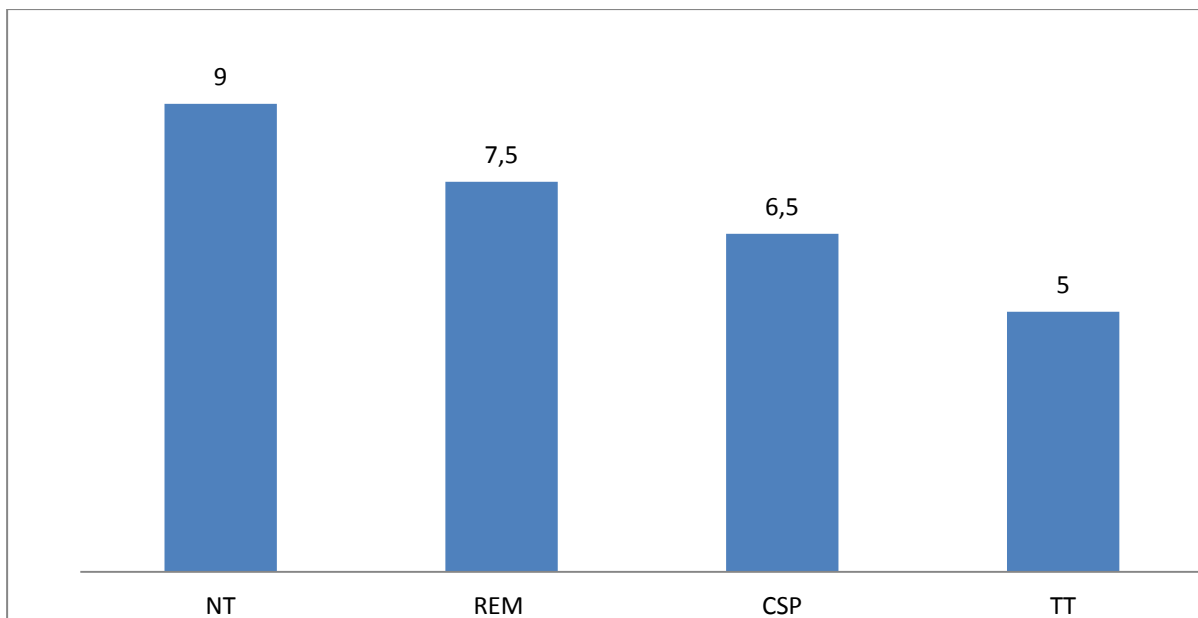
- **Ratio between population and projects granted per country in 2015**
- Taking in consideration the ratio between the population of each eligible programme country and the success rate per country in 2015. An equilibrium is achieved (with minimum variation +/- 2), except for 4 countries:
 - Hungary and Slovakia that are over represented in the project granted if compared with the relevant country population
 - United Kingdom and with a less evidence Spain are less represented if compared with the country population.



- Partners per country in application selected in 2015



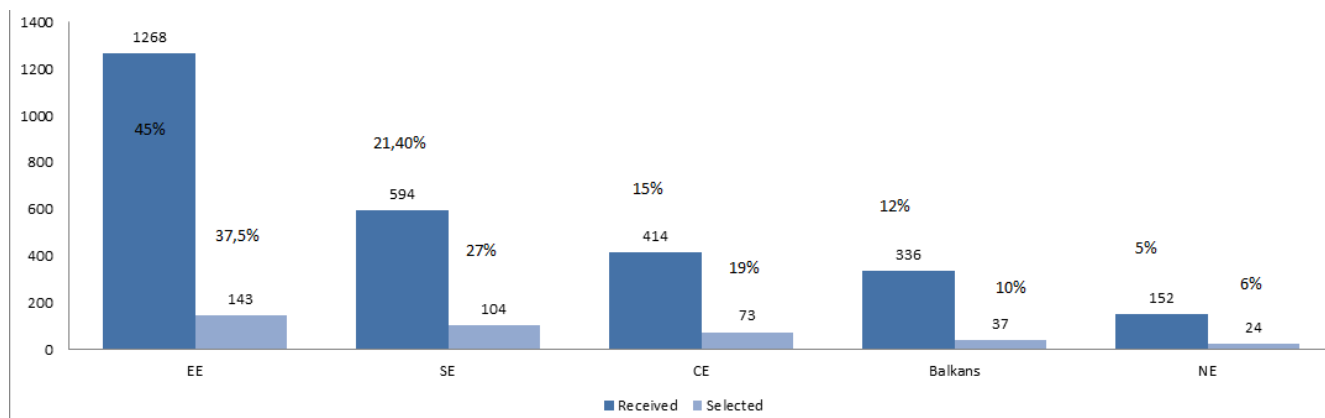
- Partners per action in application selected in 2015



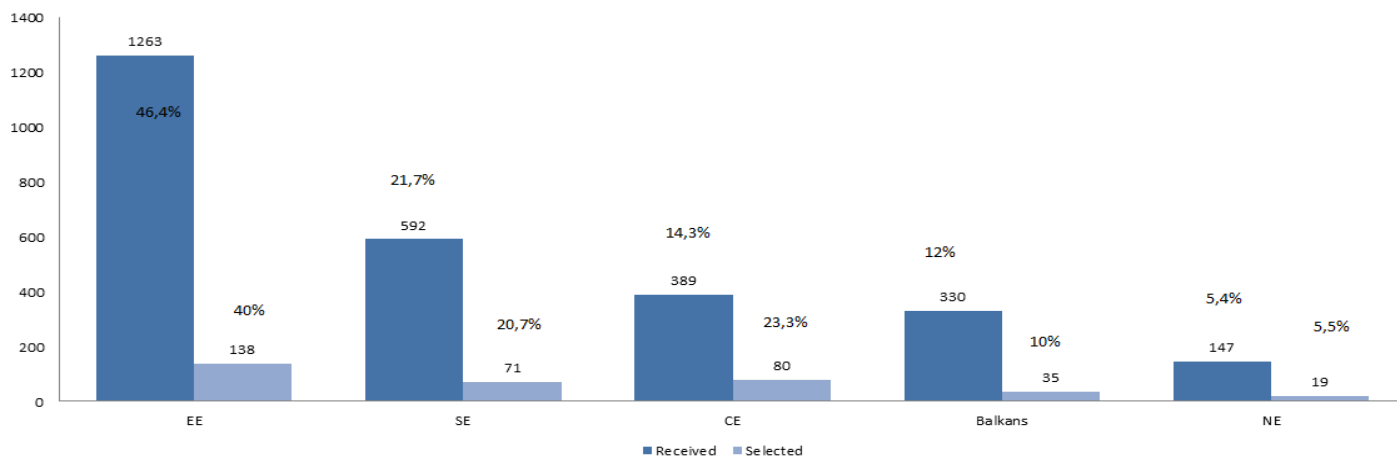
Coverage in regional terms in 2015²

- **Applications submitted and granted per region 2015:** In the year 2015, the majority **45.8%** of the projects submitted are from the **Eastern Europe (1268)**.

Including Operating Grants



Without Operating Grants



² **Central Europe (CE):** Germany, Austria, Belgium, France, Luxembourg, Netherlands

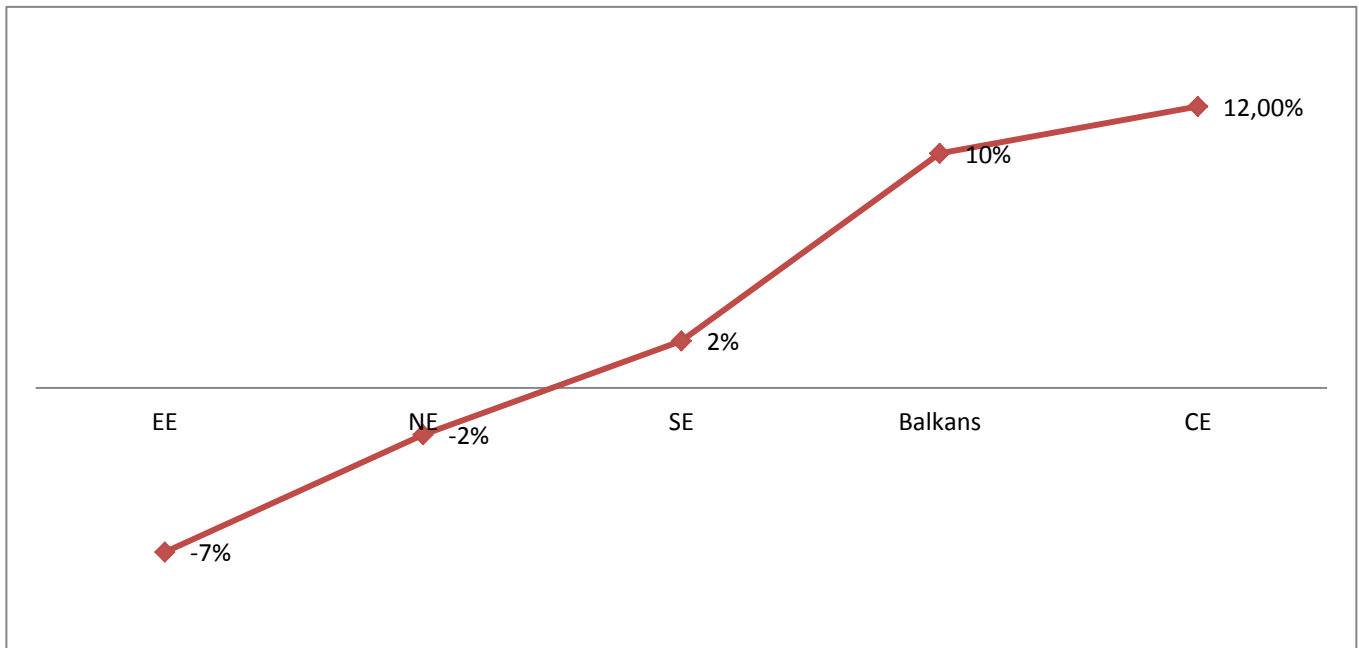
Eastern Europe (EE): Hungary, Poland, Slovenia, Slovakia, Czech Republic

Balkans: Bulgaria, Romania, Albania, Bosnia, Former Yugoslav Republic of Macedonia, Montenegro, Serbia.

Northern Europe (NE): Denmark, Estonia, Finland, Ireland, Latvia, Lithuania, UK, Sweden

Southern Europe (SE): Spain, Cyprus, Croatia, Greece, Italy, Malta, Portugal

- Comparison between submitted and selected application per region in 2014 and 2015 ³



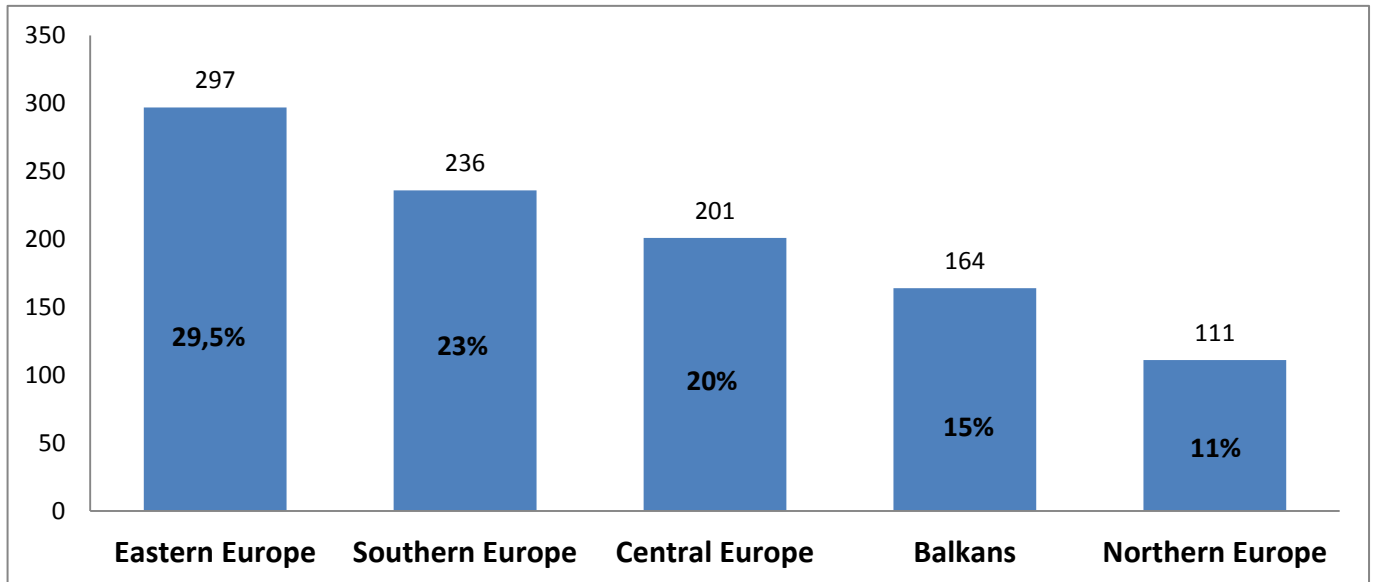
Regarding the successful rate per regions, there is a positive increase of the successful rate in countries that belong to **Central Europe and Balkans**. The negative result concerning Easter Europe region is motivated because of the Hungarian situation. The success rate in North Europe and South Europe is almost neutral (+/- 2)

3

NE	DK	11,00%	EE	HU	-13%	SE	ES	3%	Balkans	BG	1,40%	CE	DE	-6,44%
-2%	EE	-18%	-7%	PL	5%	2%	CY	-7,50%	10%	RO	13,80%	11,66%	AT	-3,20%
	FI	33,30%		SI	-10%		EL	-1%		AL	0		BE	10,60%
	IE	-39%		SK	-9%		IT	0%		BA	0		FR	3%
	LV	-12,45%		CZ	-7,40%		MT	16%		MK	18,75%		LU	100%
	LT	8,40%					PT	11,50%		ME	32%		NL	-34%
	UK	-4%					HR	-6,40%		RS	3,50%			
	SE	4,40%												

- **Partners per region in application selected in 2015**

In 2015, nearly **30%** of the partners are **Eastern European countries**, concretely **Hungary (88 projects)**.



Feeling of being a citizen of the EU

According to Standard Reports of the Eurobarometer, in terms of the European average, the feeling of being a citizen of the EU has remained stable over the last years (except a decrease in autumn 2013). There is a light tendency to a positive increase except for CY and - with a minor extent - FR.

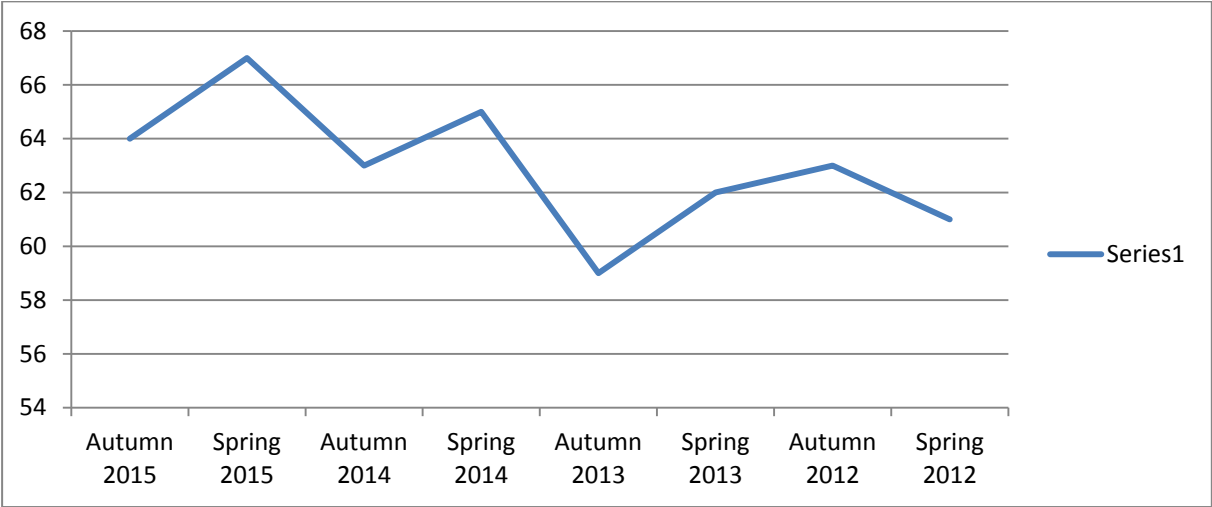
-According to the last data (autumn 2015)

LU, MT, LT, DK and IE are the countries where the feeling of being a European citizens is higher;

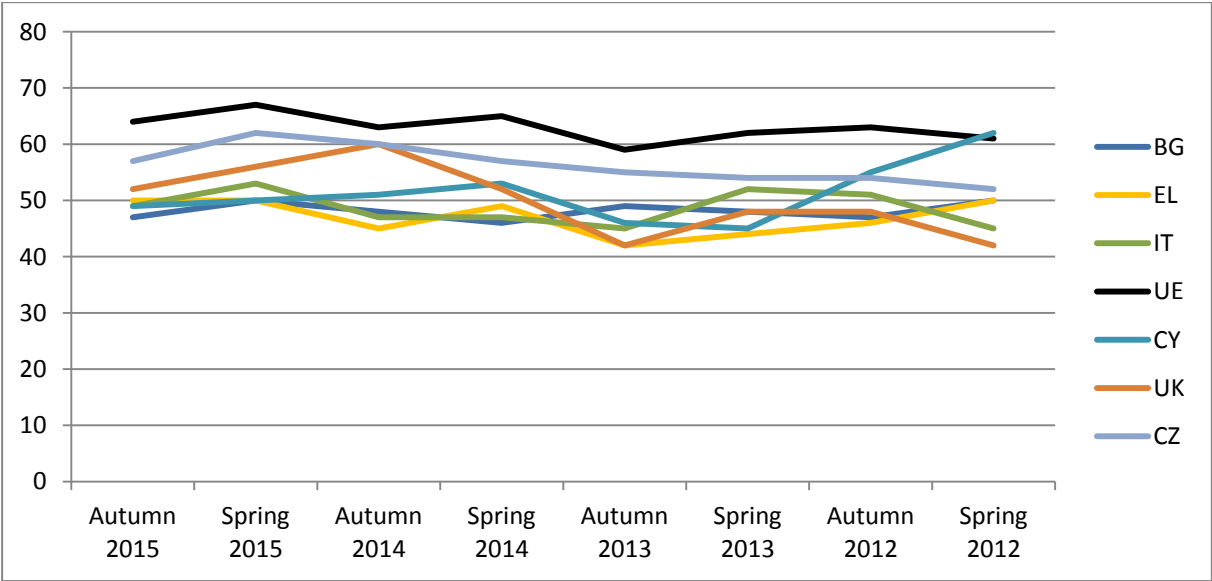
BG, IT, CY, EL, UK and CZ are the countries where the sense of European citizenship is lower.

	<i>Autumn 2015</i>	<i>Spring 2015</i>	<i>Autumn 2014</i>	<i>Spring 2014</i>	<i>Autumn 2013</i>	<i>Spring 2013</i>	<i>Autumn 2012</i>	<i>Spring 2012</i>
	EB 84 p. 32	EB 83 p. 17	EB 82 p. 29	EB 81 p. 7	EB 80 p. 30	EB 79 p. 23	EB 78 p. 23	EB 77 p. 22
AT	63	72	73	87	63	66	63	60
BE	72	70	69	71	70	71	68	69
BG	47	50	48	46	49	48	47	50
CY	49	50	51	53	46	45	55	62
CZ	57	62	60	57	55	54	54	52
DE	74	81	74	79	73	73	74	74
DK	76	74	74	73	71	71	74	75
EE	73	79	78	76	72	70	73	67
EL	50	50	45	49	42	44	46	50
ES	75	69	71	71	69	68	73	70
FI	75	81	76	79	73	73	78	71
FR	61	61	63	63	57	61	66	65
HR	66	63	56	55	58	n. a.	n. a.	n. a.
HU	69	67	67	59	59	59	54	51
IE	76	77	70	74	67	68	69	69
IT	49	53	47	47	45	52	51	45
LT	77	78	71	71	64	65	64	60
LU	85	88	89	85	85	88	87	85
LV	68	69	68	62	53	56	57	54
MT	82	84	85	87	74	81	76	72
NL	67	70	61	65	58	61	67	60
PL	71	74	74	77	67	70	74	67
PT	72	72	66	69	58	62	59	60
RO	62	65	68	61	56	53	51	60
SE	72	78	76	77	69	69	73	65
SI	75	65	69	69	61	64	68	66
SK	69	75	73	73	70	76	71	70
UK	52	56	60	52	42	48	48	42
UE	64	67	63	65	59	62	63	61

Feeling of being a citizen of the EU : average



EU Countries with EU feelings < 60%



Europe for citizens programme: follow up selection and contracts (2015)												
Index	Actions and sub-actions	Budget	Number of grants / contracts	Call	Deadline	Number of applications received	Number of ineligible application	Number of selected applications	Success rate	Decision date	Time to Decision (in months)	Grant Awarded (Amount of Decisions)
	Strand 1 - European remembrance and European citizenship											
1.1.	Remembrance projects	3.088.900	42	Programme Guide	2/03/2015	538	0	33	6%	5/06/2015	3,2	3.021.560
1.2.	Structural support for think tanks, organisations at European level (framework partnerships)	1.413.967	7	Call COMM C2/01/2013	29/12/2014	6	0	6	100%	6/02/2015	1,3	1.213.466
	Strand 2 - Democratic engagement and civic participation											
2.1.	Town twinning citizens meetings - phase 1	3.904.430	312	Programme Guide	2/03/2015	802	0	144	18%	12/05/2015	2,4	2.338.000
2.1.	Town twinning citizens meetings - phase 2				1/09/2015	602	2	108	18%	17/11/2015	2,5	1.800.000
	TOT					1404			252	18%		
2.2.	Networks of twinned towns - Phase 1	3.881.000	43	Programme Guide	2/03/2015	164	0	20	12%	20/05/2015	2,6	2.457.500
2.2.	Networks of twinned towns - Phase 2				1/09/2015	175		12	7%	13/11/2015	2,4	1.610.000
	TOT					339			32	9%		
2.3.	Civil society projects	2.831.000	33	Programme Guide	2/03/2015	440	0	27	6%	20/05/2015	2,6	3.322.750
2.4.	Structural support for think tanks, organisations at European level (framework partnerships)	5.474.703	29	Call COMM C2/01/2013	29/12/2014	37	2	31	84%	6/02/2015	1,3	5.627.984
	Strand 3 - Valorisation											
3.2.	Information structures in Member States and participating countries	900.000	33	art 190,1 d RAP no Call	30/09/2015 at the latest	27	0	27	100%	12/12/2014;19/01/2015; 18/9/2015	n/a	761.525
4.1.	Support to project selection	200.000	na	na							n/a	200.000
	TOTAL WP 2015	21.694.000	499			2791	4	408	15%		2,3	22.352.785